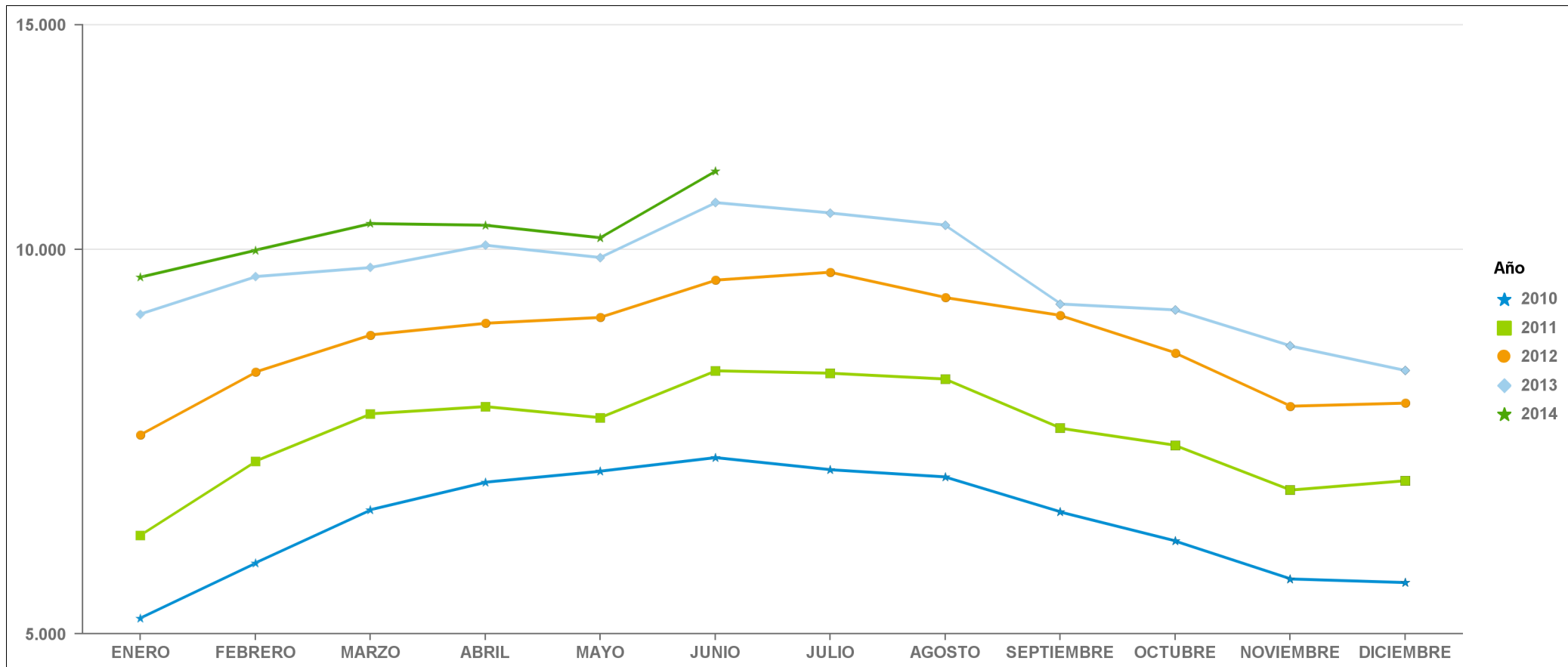
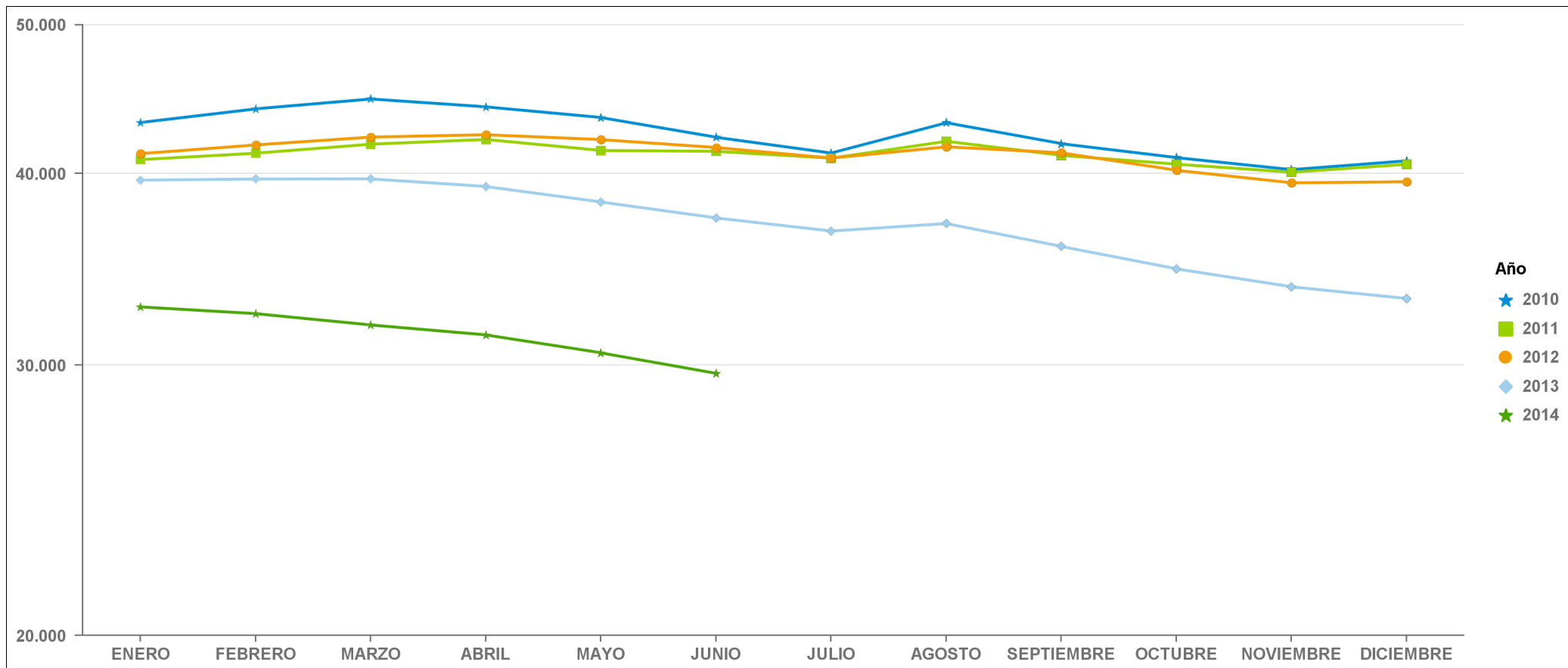


Agricultura



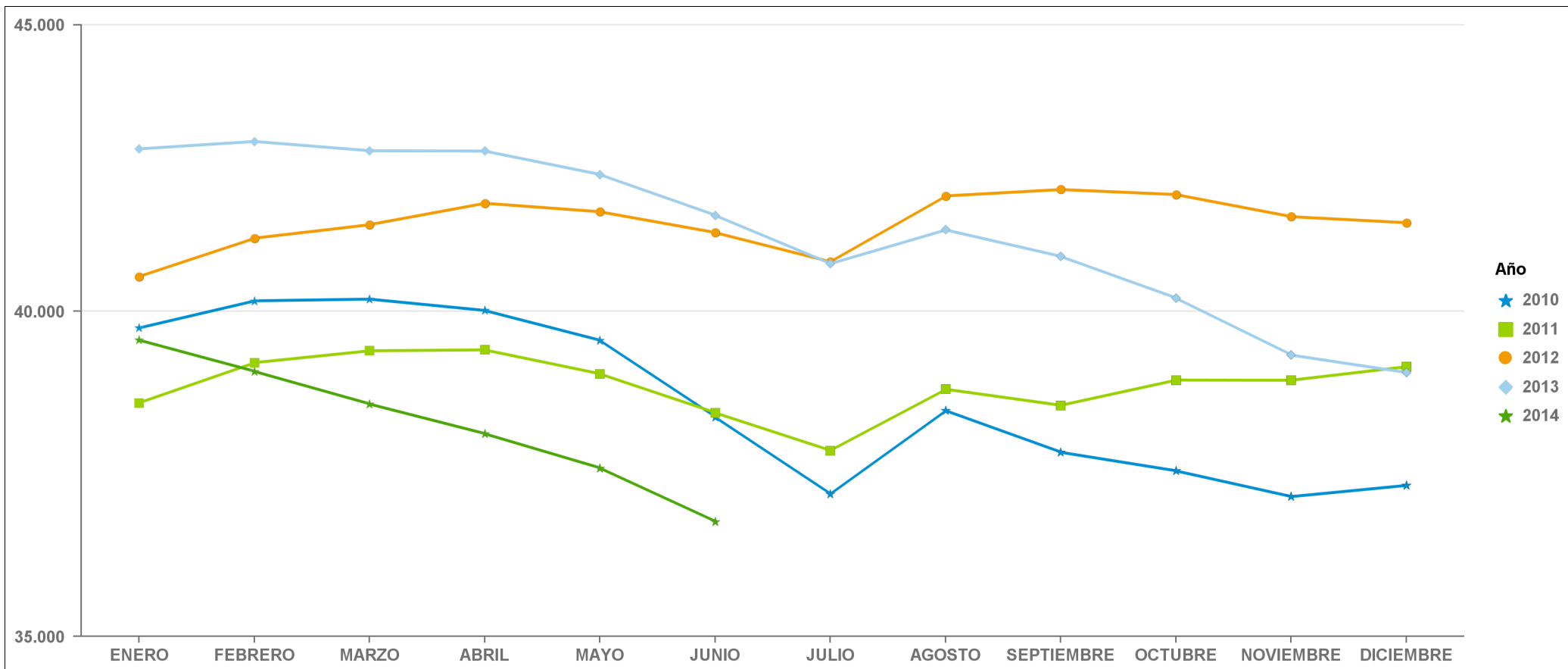
2010	5.143	5.681	6.253	6.572	6.704	6.871	6.722	6.635	6.229	5.911	5.520	5.484
2011	5.971	6.825	7.435	7.533	7.383	8.035	8.000	7.916	7.245	7.024	6.479	6.590
2012	7.158	8.016	8.572	8.754	8.847	9.462	9.599	9.170	8.879	8.298	7.538	7.580
2013	8.900	9.523	9.680	10.078	9.855	10.884	10.681	10.449	9.064	8.967	8.404	8.038
2014	9.513	9.987	10.479	10.448	10.213	11.523	0	0	0	0	0	0

Construcción



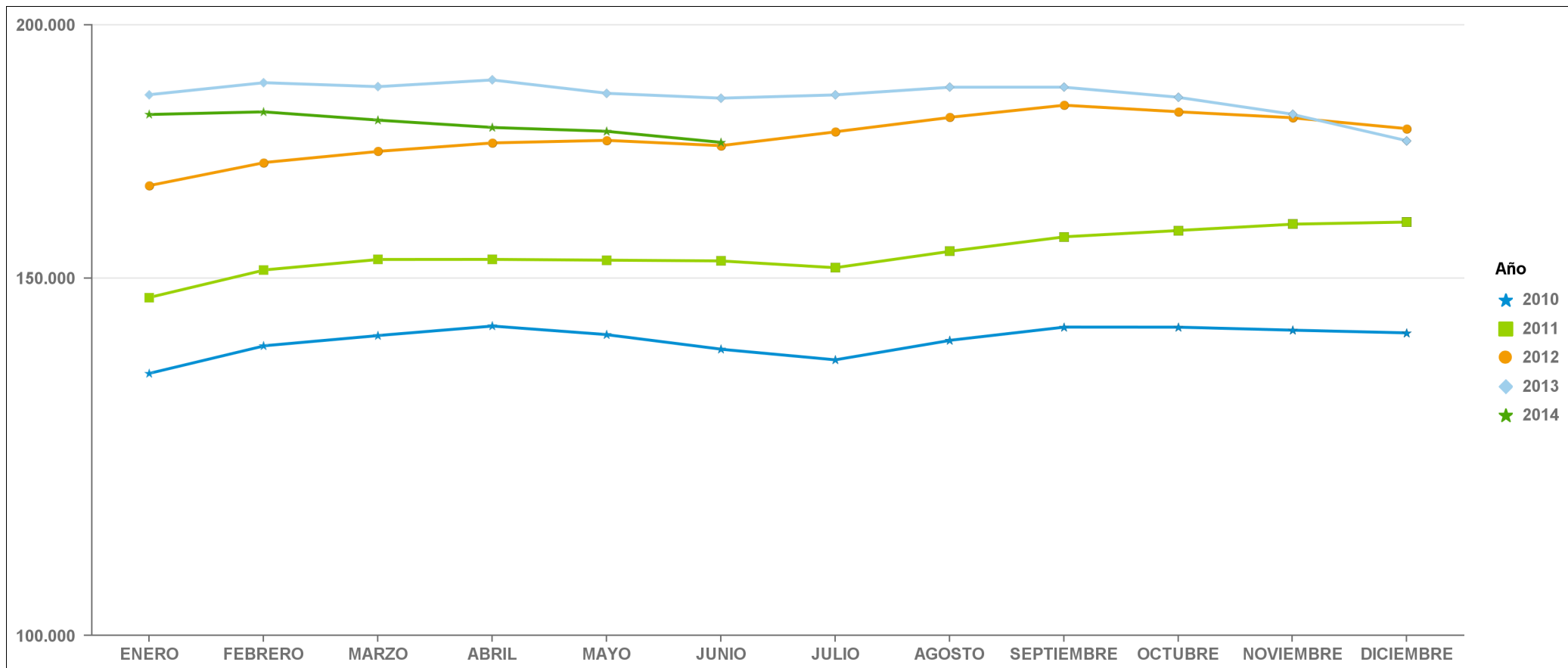
2010	43.178	44.075	44.732	44.206	43.504	42.234	41.242	43.170	41.829	40.964	40.229	40.769
2011	40.841	41.236	41.799	42.098	41.404	41.354	40.928	41.982	41.103	40.562	40.075	40.556
2012	41.208	41.752	42.244	42.395	42.085	41.588	40.933	41.634	41.261	40.193	39.442	39.507
2013	39.603	39.670	39.677	39.226	38.325	37.420	36.689	37.109	35.852	34.668	33.745	33.156
2014	32.742	32.414	31.868	31.397	30.563	29.632	0	0	0	0	0	0

Industria



2010	39.729	40.175	40.203	40.016	39.527	38.301	37.107	38.404	37.751	37.464	37.069	37.241
2011	38.525	39.167	39.359	39.373	38.987	38.369	37.777	38.742	38.486	38.888	38.885	39.103
2012	40.578	41.222	41.452	41.819	41.672	41.317	40.823	41.944	42.055	41.968	41.588	41.485
2013	42.763	42.894	42.730	42.725	42.314	41.611	40.791	41.364	40.914	40.220	39.290	39.008
2014	39.532	39.027	38.507	38.040	37.507	36.692	0	0	0	0	0	0

Servicios



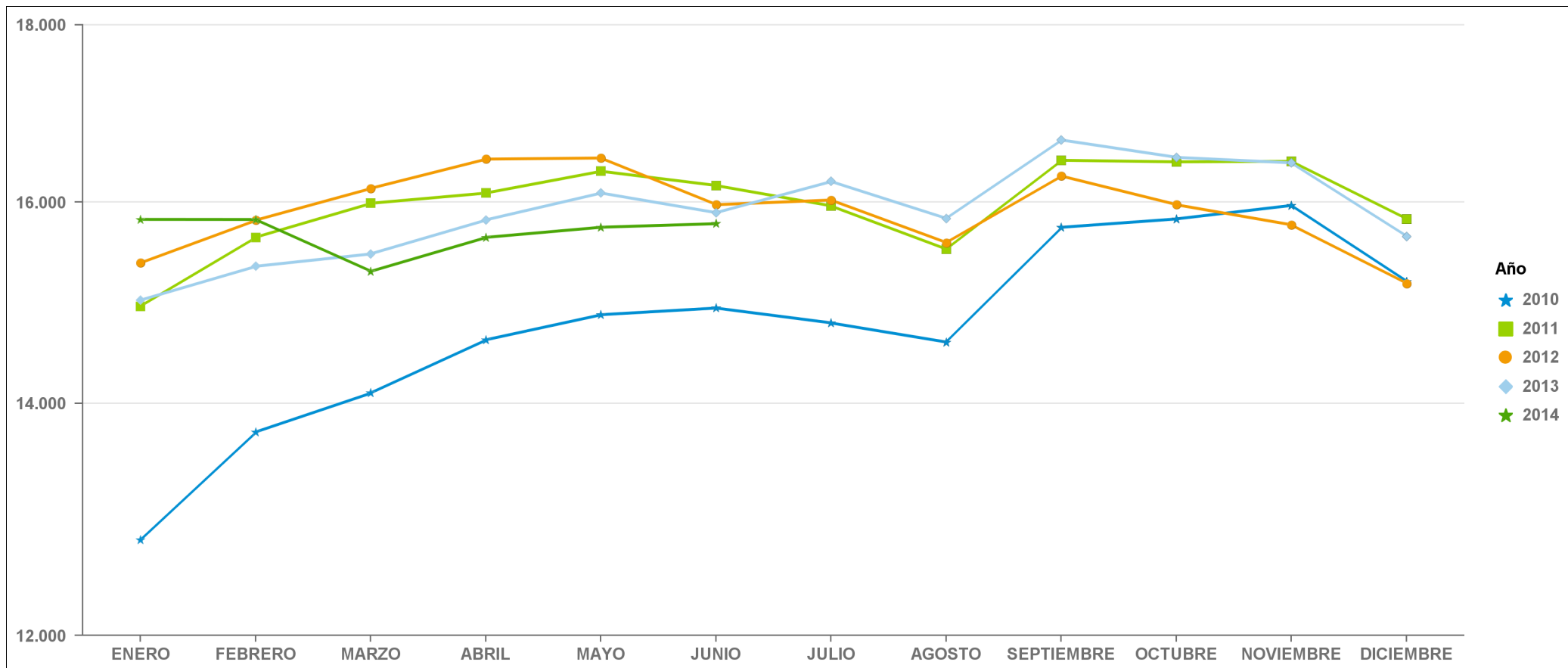
2010	134.633	138.919	140.551	142.079	140.697	138.385	136.721	139.783	141.907	141.897	141.412	140.976
2011	146.749	151.399	153.229	153.242	153.104	152.977	151.795	154.651	157.216	158.350	159.494	159.874
2012	166.623	171.033	173.227	174.899	175.413	174.352	177.117	180.040	182.554	181.192	179.964	177.739
2013	184.734	187.280	186.426	187.865	185.031	184.010	184.700	186.316	186.322	184.195	180.666	175.300
2014	180.636	181.180	179.481	177.991	177.224	174.999	0	0	0	0	0	0

ESTADÍSTICA PROVINCIA DE VALENCIA

EVOLUCIÓN MENSUAL DEL PARO REGISTRADO POR SECTORES ECONÓMICOS

PERÍODO 2010 - 2014

Sin actividad económica



2010	12.785	13.735	14.096	14.602	14.848	14.914	14.767	14.580	15.735	15.823	15.966	15.179
2011	14.932	15.631	15.988	16.097	16.332	16.178	15.960	15.507	16.451	16.434	16.440	15.822
2012	15.367	15.809	16.147	16.464	16.476	15.973	16.023	15.575	16.281	15.973	15.760	15.159
2013	14.992	15.333	15.460	15.812	16.098	15.888	16.222	15.827	16.675	16.483	16.423	15.640
2014	15.818	15.817	15.281	15.630	15.736	15.773	0	0	0	0	0	0